

"Hubbing with Hubpages for Fun and Profit"

Brought To You By ToonChooi
[Visit His Marketing Blog Here](#)

ALL RIGHTS RESERVED

No part of this report may be reproduced or transmitted in any form whatsoever, electronic, or mechanical, including photocopying, recording, or by any informational storage or retrieval system without expressed written, dated and signed permission from the authors.

DISCLAIMER AND/OR LEGAL NOTICES

The information presented herein represents the views of the author as of the date of publication. Because of the rate with which conditions change, the author reserve the rights to alter and update their opinions based on the new conditions.

This report is for informational purposes only and the author does not accept any responsibilities for any liabilities resulting from the use of this information. While every attempt has been made to verify the information provided here, the author and his resellers and affiliates cannot assume any responsibility for errors, inaccuracies or omissions. Any slights of people or organizations are unintentional.

About The Author



ToonChooi Tan is born in Malaysia.

He has been online since 1998 and became a full time Internet Marketer at the middle of 2003. This was a turning point of his life where his online income exceeded his previous full time job income by selling resell right products as well selling other people products as affilite.

He currently now owns several profitable websites, including [**Wordpress Video Tutorial**](#) website and [**Private Label Right Business website**](#)

He is now working his online business full-time from home and enjoying life with his lovely wife Lim and 2 beautiful kids. He writes marketing related articles for his blog which [**you may visit here**](#):

[**http://www.TCTAN.net**](http://www.TCTAN.net)

[**Join his FREE PLR articles membership here**](#) where members will receive fresh **20 PLR articles Free every month** at [**http://www.mynichearticle.com/free-articles.htm**](http://www.mynichearticle.com/free-articles.htm)

You may visit his other marketing websites below:

[**The Craigslist Blackhat System will make you thousands of dollars per month**](#)

[**Learn How To Generate Instant Cash Straight Into Your Paypal Account Like Clockwork Everyday**](#)

[**Click here to Discovered Secrets To Creating 1000'S Of Real Backlinks In Google, Yahoo & Msn Almost Overnight**](#)

[**Quality 300 PLR Articles, 12 Adsense Sites, PLR Graphics, PLR Ebooks, Video Training Lessons and more**](#)

[**Step by Step How to reach \\$5 a day with one site in less than 1 week**](#)

[**43 Ways To Generate Targeted Traffic To Your Site**](#)

[**StumbleUpon Traffic Secrets Exposed**](#)

[Think Niche and Grow Rich](#)

[How To Create And Flip Website For Profits](#)

[Instant Niche Private Label Right Newsletters](#)

[Affiliate Marketing 101 - Easy To Follow Video Lesson To Boost Your Affiliate Commission](#)

[How To Blog With Success - Simple Step by Step To Wordpress Domination](#)

[Discover How To Make money EVERYTIME someone visits your blog!](#)

[Yes, you CAN make six figures online with nothing but your list. Find out how to grow your list, and how to craft offers they can't resist. All you need is my 6-step List Profit System here.](#)

[Discover How To Become A Super Bum Marketer and Earn Affiliate Checks Bigger Than You Ever Imagined](#)

["21 simple things you can do to immediately increase your traffic, responses, sales and profits.."](#)

Hubbing with Hubpages for Fun and Profit

Do you love to write and feel you have a wealth of knowledge you would like to share with others? Perhaps you have been looking for ways to share your information and make some money at the same time.

I have tried sites out there that say they will pay you for your content, only to find out that the amount of content you have to write is down right ridiculous for the amount of money you could possibly make. Also, with a lot of these sites you either have to give up your rights to your work, or can not use personal links anywhere.

So that lead me to thinking, is there a place like Squidoo where you can write, keep your own rights, share with others, make money and have your affiliate link or website link in your author bio for fans to click and visit?

Hubpages is the answer to all of that. If you are looking for a full time income purely from Hubpages that may not come at all, or it may take hundreds of hubs written and many months before you start to make over a thousand dollars a month. But there are members who have achieved that, so it is always nice to know it is possible.

Writers are often looking for popular places where they can write about their favorite topics and subjects in which they have acquired a lot of useful information they would like to share with others. While there are many website services online that cater to writers, Hubpages has been steadily joining the ranks of the top most popular fun places to write and also make some extra cash.

What is Hubpages?



Hubpages is a community online where you can share your advice, reviews, useful tips, opinions and insights with hundreds of other authors. It is completely free to join and offers many forms of revenue sharing to encourage authors to share their expertise with other interested visitors, while having the ability to be compensated for their time and effort.

While Hubpages is not to be thought of as a standalone source of income that one can receive a full time earning from, many enjoy the benefits of sharing in a community where they can make new friends, and have the satisfaction of knowing many readers will gain from their knowledge and experience in whatever topic they wish to add to their hub.

Hubpages can be used with any computer, whether you are using a pc or a Mac. Hubpages use Internet Explorer and Firefox. It was originally developed using Firefox and adapted to work with Internet Explorer. As there are many other browsers used online today, Hubpages should work with them, but have not been tested by the Hubpages development team in all aspects. When using a Mac computer, you must use Firefox 1.5+ as Hubpages does not currently support Safari.

There are a few rules to follow to become a success and find fans in Hubpages. Here is a quote from Hubpages in regards to any author who is looking to contribute to the community.

“Objective:

Authors must have the desire and intent to develop a readership on the Hub pages site, and to contribute in a positive way to the Hubpages community. The sole purpose can not be used for just trying to get back links for other sites or to promote or sell dubious products through your Hubs.”

If you want to get your web pages highly ranked, make money doing it, meet new friends, and have fun doing it, you should check out and start using Hubpages today.

There are many questions beginners to Hubpages may have before starting up a hub. There are many ways you can set up your hubs to receive affiliate commissions, create a more presentable and appealing hub for viewing, and to make sure keywords are properly placed and used, along with meta tags for the search engines.

In this report we will try to answer some of the concerns you may have before deciding if Hubpages would be something you would want to try. If you find you still have more questions and concerns, there is a section you can post a question in Hubpages called “Requests” and other members will write the answers out for you to save you from searching high and low.

Although most fellow hubbers are friendly and helpful, I have come across some who are snobbish and may leave comments you do not appreciate on your hub. If you are tempted to lash out and speak out of anger, just remember that other visitors will be viewing your hub and you do not want the other good apples to think you belong with the bad ones. Respond politely and maturely and leave it at that. Unlike some places like MySpace or Facebook, you can actively respond to comments in a more unprofessional way due to the setup of the system being more lax. You will be using Hubpages as a means to brand yourself as an expert and a professional. You do not want to jeopardize your reputation and all your hard work because of one bad smart mouth.

So by now you should have a general idea of what Hubpages is and how it could possibly benefit you, add some fun, and maybe generate some good extra coinage to further the bulk of your online business.

Next we will want to talk about what a Hub is and how it is different from an article or a blog. Many of you may already have been blogging or doing article marketing to article directories, or even have done a lens on Squidoo. The question then may be, why would you want to start with Hubpages?

What is a Hub?

A hub is a useful, informative article that you write on things you know and love. You can add pictures, videos, links and more. It is easy, fun and addictive.

When you are writing an article and posting to an article directory, you write your article on a specific topic and submit it with your author bio box which will have the link to your website or an affiliate product/program you may be promoting. Most ezine directories do not allow you to have affiliate links in the body of your article.

When you are blogging, you can add your affiliate links within the body of your article and since it is your own blog, you do not need to add a bio box to the bottom of the article. You do have an option to add videos, other banners for affiliate products and more means to create additional income.

Squidoo lenses provide you the ability to write an article, insert affiliate links, add additional means of income on your lens such as adsense,

Cafepress products, and Amazon products to promote that are related in topic to your article. Squidoo is a social community much like Hubpages and has a high PR rating. Squidoo encourages you to use as many means as you can on the site to earn as much money as you can. There is no reason why you could not utilize the benefits of both Squidoo and Hubpages to maximize your traffic and your opportunities to make residual and consistent income.

When you first begin with Hubpages you will need to choose an appropriate username. Hubpages recommends you use your real name if you want to gain exposure under your own name. When I joined, I used my business name. Once you have created your username you cannot change it.

- Create A New HubPages Account _____

Your Username

(Spaces are allowed. Can not be changed later.)

Your Email

Your Password

Retype Password

Type the characters you see in the picture



I have read and understand [HubPages' terms of use](#) 

Once you are ready to create a hub, you need to make sure that you choose a title that is specific and descriptive. The rule of thumb to deciding on a good title is to think of what a searcher would type into the search engine when wanting to know something. You would like something that describes the subject with specific points you will be addressing. For example:

Top 5 Tips to Help Your Baby Sleep Well Alone
The 7 Key Secret Ingredients to a Tasty Spice Cake
10 Ways to Receiving Tons of Free Traffic for Your Business Website

Choose a Title

- 120 characters or less; No HTML or quotation marks.
- Be specific. Good titles tell readers what the Hub is all about.

Give Your Hub A Web Address

<http://www.hubpages.com/hub/>

- 120 characters or less. No spaces, quotation marks, or slashes.
- Be consistent. The web address should be related to the Hub title

Add Some Tags

-suggested tags-

- Enter one Tag per box.
- You can add and delete tags from your Hub at any time.
- Tags make it easy to find your Hub.

When posting an article on hubpages, use lots of pictures if possible. What's the old saying? "A picture is worth a thousand words" Many people respond better to information, especially how to formats, if they can also see a picture to make the visual connection stick within their memory.

Providing simple and useful tips to solve daily chores is a great way to grab the interest of your readers. Many people in this busy, hectic life are eagerly looking for ways they can reduce the workload they have in front of them.

Another good way to create an article is by using list posts. It allows for a cleaner, more concise read for your visitor, enabling them to properly interpret each point and file it away systematically.

When you have finished creating your hub, submitting your hub to social bookmarking sites such as Digg.com, Stumbleupon, Delicious, and Furl adds more exposure, drawing better ratings, reviews and traffic.

If other hubbers enjoy your hub, they will join your fan club, post comments on your hub, and even drive traffic to your site with the traffic exchange program that is part of the Hubpages environment. We will discuss more on that later.

Many people may wonder why they should choose to invest time in writing on Hubpages. How many people are already involved in Hubpages, and how many people visit every day? These are good questions to ask since they will help determine if your time will be well spent.

How many people are actively on Hubpages and how can you find people looking for your product or service?

Hubpages has a little over 80,000 hubs now. It first came onto the market in late 2006 with an introduction of a free contest to draw in the crowd. This contest was a good idea, paid cash to the winners and impressed writers to begin their venture on their site. With a little over 100,000 registered users to date and nearly 5 million visitors per month, Hubpages is surely joining the ranks of the top PR sites to be associated with.

You might be wondering how you can find people who may be looking for your product or service on Hubpages. Since Hubpages works in a slightly different way for promotional means than Squidoo does, you can not throw yourself out there with a blatant advertisement. With good titles, informative content and proper use of keywords and meta tags, your articles will receive high rankings on Google allowing others to find you.

Google loves Hubpages; I may say that several times throughout this report because it is true. Google LOVES Hubpages. This is one reason why you must choose the proper keywords and placement. You do not want to use the

keywords so many times that they are interpreted as spam. You usually just use a keyword or keyword phrase once every 100 words for proper SEO.

Another feature on Hubpages is the “Request” section. If other hubbers have a question or concern, they can place a request and someone who has the knowledge or ability to help can create a hub in response. This can be a truly valuable asset for a beginner, whether they are new to Hubpages, parenting, a new country and culture, or any number of things. They will be able to find help without having to spend hours searching the net with Google (or Yahoo).

When you are visiting other social networking sites such as Squidoo, you may often feel overwhelmed with the business of each lens. With some people posting with the sole intent of making money off of the lens, the message or article can be lost in the array of other things placed on the lens.

With Hubpages, although there are Google ads and Ebay ads and even Amazon or other affiliates ads, they are usually located to the right hand side and are set aside from the main body of the article. I find a Hub is not only easier to create; it is also easy to navigate and read. More often than not, when I find a topic of interest, by the time I have gotten to the bottom of the article, I am entranced with the writer and want to read more. Low and behold, there are links on the bottom of each article so you can click to go to another article the author has written.

Leaving comments and joining people’s fan clubs provides an opportunity for other readers, and the author themselves, to check out you and your hubs. If you have left a comment with an interesting concept or idea yourself, chances are someone will click to see who you are. Don’t just write “hey that was some good reading. Very informative thanks.” Although the author will be grateful for another comment to add to the list, others will not be drawn to you for any reason.

There is also a forum with over 3700 topics to participate in and learn even more information from. Every time you post on someone else’s hub, join a fan club and mingle, this increases your Hub Stats. If you post a good article/hub you can receive a rating of 1-100. Also the more you participate in the online community the score of your profile/personal stats rises as well.

Your goal is to get the highest hub stat you can for each hub posted as well as work at maintaining a high rating for your profile and online presence.

The more you post, the more people will get a chance to get to know you and start to follow your hubs if you consistently provide relevant, useful, entertaining/easy to understand topics. As with other forms of social networking such as forum postings and getting to know other members, building up a solid reputation takes time and dedication. As in the forums, you never sell anything on the forum thread, you just post your valuable piece of info or insight and eventually, if others learn to trust you and get to know your postings, they will be clicking on your site link in your signature soon enough. It is the same thing with Hubpages. You need to have patience to make money and not just have making money as a prime focus.

You will be upset and give up before you ever see enough of a return if that is the case. This is an additional avenue for income, not the means to generate a full time income. It is a fun way for people who love to write to have the ability to earn some extra cash while doing it. It is the best of both worlds.

How can I build traffic to my hub?

The same concern exists for hubbers creating hubs as other webmasters who design their sites. Once the beautiful piece of work has been completed you want to make sure as many people as possible can read your insightful, informative viewpoint.

First off, make sure the titles and links within your hub topic are search engine optimized. Using relevant keywords, quality content, inbound links, social book marking sites, article marketing, and description meta tags and relevant media in your posts will help build up a search engine ranking and drive the traffic to you. I have just found out about a new site called socialposter.com. This service allows you to add your link/hub address to numerous social sites and can help you get your hub seen by many more people.

Make sure to add trackers!

Trackers are important because if someone visits your post and then decides that they want to join hubpages too you get a percentage of that person's earnings for their entire career on hubpages.

You can find links with trackers at the bottom of each hub. Just click on the "link to this page" button and it will take you to a page with trackers already embedded into your links.

This way you can make others work for you. If you put in the time and effort it should pay off for you in the long run.

Many people will write an article of interest and post it in a hub. They will then re-write the article and create a lens on Squidoo with a backlink to their hubpage. After that they will go post on their blog, whether it is in Wordpress on their own hosting site, or using one of the free services like Blogger. Even taking it a step further and re-writing that same article yet again and submitting it to 5-10 article directories with links to their hubpage or website. Finally, then submitting the hub address to multiple social book marking sites.

When you are first beginning and don't know what to write about, or if after several hubs you find you have writer's block but would still like to add a hub to keep things going, you may want to rifle through any plr material you have on your computer. Find some related articles, tear them apart, re-write to create one nice long interesting article, and you have a new hub. With Hubpages, longer is better. Since Google loves Hubpages so much, your hub should be indexed within 24-36 hours. Make sure you have proper keyword use and if you could create 2 hubs a day, approximately one hour each to write, with your web link or blog link in the author bio you will be well on your way to new fans, new traffic, and a bit of new cash for your time.

How can I tell how many people are visiting my hub?

You will want to keep track of how many people are visiting your hubs to see what topics people like to read the most. Then you can decide on which topics to write more of later on, or decide on trying something new.

When you are in your account admin panel you will see a something that looks like the following illustration.



Click on the link for your hubs.

(click hub title to edit hub, click column header to sort results)

Title	HubScore	Comments	Page Views				published
			1 day	7 days	30 days	ever	
Learning to Be Sharing and Caring Parents in a Busy Society	57	0	1	2	2	12	01/22/08
1 hubs	57	0	1	2	2	12	

As you can see, this is the first hub I created and it did not do very well. I only scored a 57 out of a 100. And only 12 people came to read it. But I also did not promote or advertise in any way. I posted the hub and then left it and totally forgot about hubpages until 3 months later.

The score for your Hubstats is displayed in the bottom of your profile picture. I still have a lot of work to do with mine as I have not been as active as I wanted to be due to other work I have been consumed with recently. When you do not stay consistent and maintain your rating, posting new hubs, commenting on other hubs, and being active in the community your hubstats drop.



Hubtivity

You want to get as close to a 100 as possible. The higher the score you receive the highest placing you will have in the ranks when people go scanning through looking for fan clubs to join.

But the more you promote your hubs, submit more hubs consistently, and your fan base grows, you will see your overall score and traffic rise to a level you can be happy with.

Why should I use a Hub versus other alternatives?

Once again, Google loves hubpages. With all the extra ways you can monetize your hub, and the traffic your hubs can pull in, the question should be “why not?” instead.

Although Squidoo, article directories, blogs, and other forms of posting provide valuable sources of traffic to build up your presence on the internet, hubs can be created more easily than most other platforms, has a clean look, and provides a massive source of traffic through Google and fellow hubbers who love to share your hubs.

2.4 million readers partake of the bountiful supply of informative topics or entertaining reads. With the vast array of topics covered, many online searchers find hubpages, and never find the need to look anywhere else when next searching for a certain concern.

With social news sites like [Digg](#), viewers can add their votes to an article to increase its standing and bring it to the attention of other readers, adding a competitive, interactive dimension to the publishing and reading experience.

The Hubpages community is filled with many supportive tools to help you earn the highest rating you can achieve. Hubpages is user friendly and even non techies can easily build a new hub and add monetization value to it in less than a couple of hours. The more you post, the faster you will get and pretty soon, you will find you are producing your content faster than you ever were before. You will smile and look back months later when you have posted hundreds of valuable, resourceful content and have a fan basis even a rock star would be proud of.

So I would not suggest just using Hubpages as a means to building a presence online and making money, but as a very good central “hub” for driving traffic to. Then divert them to one of the links you have in your hub post, where they can purchase something from your own site or an affiliate site.

Would a hub be good in correlation to using blogs and articles?

We have basically already covered this area. If you are at all familiar with bum marketing you will know that the bum marketers who make the most

money are the ones that create the most articles and get them out to the most places. This is the key to using your hub and other means of traffic portals.

Since Hubpages is a place for writers, you should have no problems being able to re-write articles based on the same topic, to add to other places such as your blog, Squidoo or the article directories.

I was recently reading an email from a big time article marketer who was sharing one of the secrets of his success. He was saying a great way to draw people in is to write a page on a topic which captivates a reader and has them yearning for more. You post this in an article directory listing and have a link to your hubpage for the remainder of the topic if they want more.

When I first read this, I thought, “well wouldn’t I be a little miffed, if I read down and found out that I had to click through to yet another site to find an answer. What if I didn’t have the time? What if I just couldn’t be bothered?” But the main goal is to write it so they don’t even think twice about it; they just eagerly click on the link to take them to the final chapter.

You know when you are watching a television show and you get so involved in the storyline, and then at the end they say “to be continued....” Boy that ticks me off because a week is a long time in a busy world. Now you have to structure a whole week’s agenda around making sure you do not miss that ending. Or if you are more resourceful and too curious to wait, you can go online to the tv network website and look for giveaways to how it will end, just in case you miss it the following week.

If you provide an immediate conclusion with a link to another page, anyone who has been remotely interested will click through just to satisfy their curiosity. Once they have reached your hub, they will be able to access all of your other hubs and chances are you will have a new fan added to your list.

With Google loving Hubpages right now, it is only logical to use the power to funnel traffic and gain yourself some visitors who may in the end wind up netting you a few dollars. Add the monetization of Squidoo and the opportunity to post affiliate items and links, and you could very well have a full time income writing just a few hours a day.

How easily accessible will my hub be to others that are not active members of Hubpages?

This may be a harder question to answer. If you have managed to get your hubs ranking on Google and Yahoo, or any of the other search engines, people will find you using proper keyword terms. There is no real way to determine how easily accessible your hub will be. You can track your results by adding your Google analytics ID number to your profile. Click on Affiliate Settings and you will see the box below. This is where you put your affiliate links for eBay, Amazon, and Adsense.

— Affiliate Settings

	Site	Affiliate Code	Status
sign up	Google	<input type="text"/>	Active
edit	Amazon	<input type="text"/>	Active
edit	eBay	<input type="text"/>	Active
edit	Analytics	<input type="text"/>	Active

When you would like to check your traffic stats through Analytics or even when you want to check to see if and how much money you are making through your affiliate links, you can check the information with the box below this one that looks like this:

Check Your Earnings or Traffic

Checking your earnings is easy. Just follow the links below to the associated site and signin using the account you created.

- [Google - Check Your Google Earnings](#) 
- [Amazon - Check Your Amazon Earnings](#) 
- [eBay - Check Your eBay Earnings](#) 
- [Analytics - Check Your Analytics Statistics](#) 

All you can really do is keep on writing quality content with keywords that people are looking for, spread the word in any way you can with the numerous social sites, forums, chatrooms, Yahoo answers, and book marking sites. Get known on Hub pages or forums elsewhere that are relevant to your niche and be patient.

I know I may sound redundant in a lot of what I say. I am just trying to stress the point that everything comes slowly. You can't expect to have instant success. The internet is too vast, and there are new players coming on board every day. Although we can never have enough quality good writers as far as I am concerned, there are still a ton of people that have to be sorted through. In time the excellent writers who provide knowledge, skill, and an interesting read will be the ones people will search out and follow.

The advantage to having hubs on Hubpages instead of just writing or blogging on your own site is that there is a huge amount of traffic that circulates throughout Hubpages. Being a part of the community offers you the chance to share in that traffic. With your own site, you have to constantly make sure you utilize every opportunity you can, which often can take up more time than you may have available which means the process takes even longer.

Combining forces and using the power of the hubpages community and traffic flow, as well as adding information or links to your own site, will build up your fan base or possible client list faster.

How do I utilize SEO within my hub for each hub that I write, will I have to use different SEO tags and keywords?

When you first design a hub it may seem a little complex due to the many capsules you have to include. Capsules are just segments of your complete hub. They can be text, photos, videos or more.



When you first fill out the information for the title of your hub, you will be able to add four tags. Most people like more tags than that as the more relevant tags there are, the better chance people will find your hub when

looking for related topics. These are not keywords, which is what the search engines look for, but these words are displayed on the page in the listing in Hubpages. If someone is wondering what you are covering within the topic of your title the tags will help them understand. If they see a word or two that is of interest, they will click the link to read what you have to say about it.

Once you come to the page where you fill out all of your text information and photos to add, etc., you will see a spot to add more tags. You can add as many as you can think of. I don't know if there is a limit, as I have never done more than 15 at one time.

You may want to research keywords to use within your content to get the most of SEO. There are many keyword tools you can use. You can get a free trial version of wordtracker from the main website. Or you can go to download.com and enter in keyword software into the search bar. I found a pretty good one from there called PDQ.

Remember to use the keyword selection only once every 100 words or less otherwise the search engines will consider you a spammer. There are many people who want to load up their articles with keywords thinking the search engines will pay more attention, but Google has caught on to that and it actually has a negative impact not a positive one for your rating.

If each hub you are writing is on a different topic, you will want to add separate keyword phrases and tags. If the articles are similar, you can use the same tags, but try to change up the keyword phrase. Dig deep when looking for keywords. Long tail keywords, which are usually a few keywords together in a phrase, are often not used as much for article marketing and thus will not have as many people trying to use them.

How do I maintain a High Rating on Hubpages?

We may have covered some of this previously but I will do a recap. You want to get the highest rating possible for visibility. If you have a high rating, people will join your fan club more readily and will start to read everything you post. When someone joins your fan club, they will automatically receive an email when you publish another hub. This way, the searching is kept to a minimum.

To receive a high rating, you must post hubs on a consistent basis that are informative and worth people spending the time to read. This is one reason why Hubpages does not allow for blatant advertising. People want to learn things, be entertained, and not sold to. This is a community of writers sharing stories and information. Not an internet marketing forum, or an online store, or even members of an email campaign.

The more you post comments on other hubbers articles, join fan clubs, and participate in discussions in the forum; you will notice that your rating will increase. Just keep active and once you have maintained the highest score, stay consistent. If you get a high score and then disappear for 6 months, your score will drop and so will your hub stats because you are not producing more content. People will just forget about you. There are many good writers in the community. If you want to be known as one of the best, you have to work for it.

Like when you were in school and wanted to get on the honor roll, you had to work at it. Sure there is some glory involved. If you have top scores, people will know your name. What is wrong with that? Half of the people who are on Hubpages do not really care about the dollars they earn, they want to be known in the community. It is a simple way to becoming famous for writing. With all the publishing companies out there and the thousands of dollars it costs to have your own book published and promoted to the media, using Hubpages is a free, quick way to gain recognition and show the world what you can do.

Take pride in what you do, educate your readers, or you can make them laugh. Often times when explaining a situation and a remedy that may be an otherwise serious topic, injecting a little humor in the right place adds just the right amount of appeal to a grave matter. People will appreciate both the advice or help you provide, yet at the same time be able to smile and maybe feel like there is hope, or that things are not quite so bad after all. Yes, a fresh perspective is sometimes just the thing we need when we are feeling emotional.

Hubs are classified in three sections for searchers. There are HOT hubs, BEST hubs, and LATEST hubs.

You want to aim to get as many HOT hubs as you can. These hubs are the ones who have received a lot of recent traffic whether they were picked up

by Digg.com or other similar sites and appeared on the front page. These hubs will receive a lot of traffic in a very short time.

BEST hubs are your ultimate goal for the long time process. These are determined by HubScores which is the number of quality hubs by each person. The rating is from 0-100 and based on the following:

- amount of traffic
- length of hub (the more unique writing, generally, the better)
- # of thumbs up votes from unique users
- Overall quality of writer (hubber)-which includes HubScore and Status)

Bottom line is if you write original, useful content, your HubScores will reflect the quality and work you've put into them. The higher your status, the more traffic Hubpages will drive to your hub, thus enabling you to have a better chance of creating some additional revenue.

Are others able to access my Hub right away?

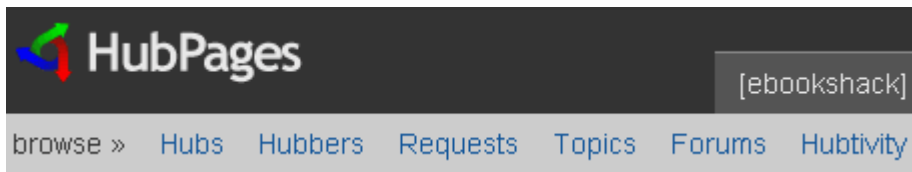
Your hub will go live as soon as you click the publish button on your page when you have completed the hub contents. Many people just click to save the work and then wonder why no one is coming to read their work.

Assemble Your Capsules

Here's where you assemble capsules to create a Hub. The capsules are listed in the right hand column, and include Text, Photo, Comments, News, RSS and Revenue capsules. The arrow keys will help you arrange the Hubs.

Settings	Summary Text	Group	Help
Title	<input type="text" value="Quick Tips for Learning How to Sell on eBay"/>		
Ads	High <input type="button" value="v"/> (The more ads, the more money you will make)		
	<input checked="" type="checkbox"/> content meets the conditions of the AdSense Program Policy <input type="button" value="v"/>		
	<input checked="" type="checkbox"/> this hub may be considered commercial		
Status	New		

If you want to find your hub to see if has been published, you can click on the link called hubs, and then on the latest hubs link.



You will then get a list of the latest hubs published. Depending on the number of hubs published at any point in time, it will determine how long your hub will be on the first page. Here is a copy of the latest hub I just created while doing this report. From the number on this page, the last hub on page one was created 14 minutes before being posted in the section. Notice that on the bottom right it says it was published 4 minutes ago. The one above was published one minute later. Although I am not sure the lowest score given a hub when published, the lowest mine has been was 48. Within the first few minutes and the more visitors you get, the higher the score gets.

Sort Results: [[Hot](#) | [Best](#) | **[Latest](#)**]



Network Marketing Success Systems

by RDGatchel

In these uncertain economic times, many people today are looking for a solid and legitimate home business model to help create another stable stream of income in their lives. Not to mention the ability to... published 3 minutes ago

0 comments

[business](#) [internet](#) [marketing](#)



Quick Tips for Learning How to Sell on eBay

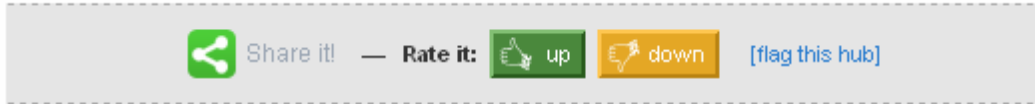
by ebookshack

eBay: Everyone knows what eBay is. But not everyone has tried to Buy or sell on eBay. First, a little info about eBay: eBay is worth 45.39 billion dollars!!!! (I wouldn't even know what to do with that... published 4 minutes ago

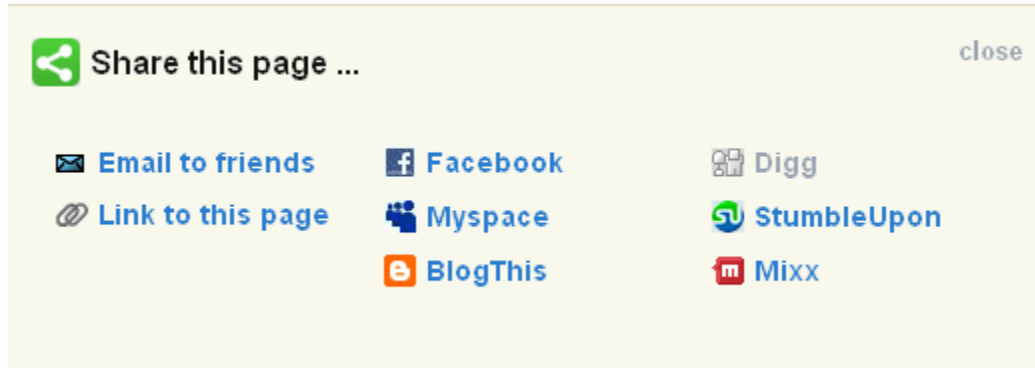
0 comments

[business](#) [education](#) [advice](#)

Once you have published it and others can see it in Hubpages, you need to start promoting it by clicking on the share it button at the bottom of your hub.



When you click the share it button it opens up to several options you can choose. If you like you can sign up and use them all to get the maximum exposure you can.



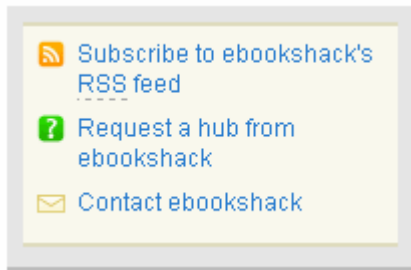
The more you get your hub URL out in the wide web, the more chances it will be seen, rated and enjoyed.

Can I put an RSS feed on my Hub?

Yes you can put RSS Feeds on your hub. There is that option when you are creating your hub. You can put RSS Feeds to other popular blogs, hubs, lenses, or any other content you would like to reference.

RSS is becoming increasing popular. The reason is fairly simple. RSS is a free and easy way to promote a site and its content without the need to advertise or create complicated content sharing partnerships.

All you need is to have the RSS address and by using an RSS feed for the content your site will automatically update with new content each time the RSS feed is updated. It's very "set it and forget it". There is a subscribe to this authors RSS feed on each hub. Here is what mine looks like:



The reader would just click to subscribe and if the RSS Feed is enabled, they will be able to receive an RSS Feed of your updated hubs. You can also obtain an RSS Feed address to put into whatever hub, blog or web page you would like.

May I use Google AdSense with my Hub?

Yes, Google AdSense is one of the many ways you can monetize your hub. The more page views you receive the better chance someone will find an adsense ad of interest to click on. AdSense ads are rotated according to title and theme of your hub. If you have a hub talking about writing a children's book, you will most likely see AdSense ads for related topics, whether it is ads for learning to write children's stories, publish your own story, etc.

You will need to add your Google AdSense ID into the box labeled Affiliate Settings within your profile. If you need to get a Google AdSense ID, you will have to go to googleadsense.com and sign up.



[Help Center](#)

Make money from relevant ads on your website
Google AdSense matches ads to your site's content, and you earn money whenever your visitors click on them.



[Already have an AdSense account?](#)

Once you have signed up you need to go into your account and scroll down to the bottom where it says "Property Information". In there you will see a bunch of numbers starting with "pub". This is the number you need to add into the appropriate box in Hubpages. Once your number is verified and submitted, the adsense ads will be placed on your hubs. You will receive 60% of the income generated from people clicking through. Hubpages takes the other 40%. Some people receive pennies a month, while others have managed to earn hundreds. It all depends on many hubs you have published.

What other Affiliate programs does Hubpages work with for revenue sharing besides AdSense?

Yes, you can earn money with Google ads, eBay, and Amazon offers displayed on your hubs. The more you write, the more you earn. The best writers are earning hundreds-even thousands of dollars per month on what they've already written.

You won't find success overnight. It can take up to 3 months before you get your first click on Google. But if you keep writing you will slowly see the rise of dollars adding up into your account.

The following are ways you can earn revenue with your hubs:

- You receive 60% of total impressions with AdSense, purchases of eBay and Amazon product.
- Hubpages Affiliate Program- if a new writer joins with your link in the first 30 days- you receive an additional 10% of their hubs lifetime impressions.
- Traffic Referral Program-you send traffic to any hub-you get 9-12% of total impressions.

There are ways you can add affiliate links into your hub. Although blatant promotion of products and services are not allowed, if you are describing a process of how to do something and you happen to have an opportunity to add an affiliate id for a related service it is allowed.

For example: If you are explaining how a reliable hosting is needed to install this software in question you can add your affiliate link. What you would do is write your hub. Then instead of putting the long affiliate url into the post you would say something like "3ix hosting is the best service I have found with 5 years of continuous service and no down time." Then you click the chain link icon at the toolbar on the top of the capsule you are writing in and insert your affiliate address there. So others only see that you have made 3ix an outgoing link and it is not an obvious affiliate promotion.

You can only promote one item such as that within a hub, and the majority of the hub must be informative and not promotional. If you are unsure of exactly the proper procedure to use, hang out in the forum and read some answers or ask a specific question yourself. Most hubbers like to make money and if they have been around on Hubpages for awhile will know the best way to create a hub that is not pulled off due to too much promoting/commercialism.

There is one last program that you can participate in to make some additional cash on Hubpages. It is called the Flagship Hubs Program. This is an elite program for the very best hubbers. It grants \$25 for the completion of a hub that meets strict standards, and must be written on a pre-approved topic. An additional \$10 bonus is awarded if the hub gets at least 10 visits from each of the 10 non Hubpage sources within 30 days of publication. This program is limited to hubbers who have published at least 5 high quality non promotional hubs.

Flagship hubs must be at least a minimum of 1500 words, with relevant photos, videos, and links. You must sign a form giving copyright of the hub over to Hubpages and you will need to wait to be approved. It is usually approved unless someone has asked for the topic previously. You will hear back approximately a half a day later.

There is much debate with this program within the forums I found. The really good, qualifying hubbers do not feel that giving up rights to their work is worth \$25, especially when it is 1500 words or more to be written. There are others who feel that they can come up with enough topics; so to sell a few rights over, and still be able to earn revenue on the adsense ads for a lifetime, is worth it if and when they need a quick buck and know the topic well.

If you are looking for ways to promote your Hubpage on Blogger, your own website, MySpace, Facebook, or other social sites, you can pick banners and badge codes to insert into your profiles for extra exposure. You simply insert your URL tracker # which can be found in your account section on Hubpages and earn a lifetime referral bonus.

With Hubpages being so much fun to join in, if you did not try it out today, you would be missing out on a great place to hang out, meet new like-minded people, and make some money. Hopefully, I will see you on the inside!